




Date: _____

Warm Up



Paying attention to 'and' and 'not'

- It is blue and red. → blue ✗ blue and red ✓
- It is not blue. It is red. → blue ✗ red ✓

Listen and circle the correct word(s).

1




My robot is **black** / **blue** .

2

My teddy bear is **pink** / **purple** .




3



My train is **green** / **green and blue** .

4

My cars are **red** / **red and orange** .




Practice 1

The children are talking about their pictures.

Listen to the conversations. Circle the colour(s) for each toy.

You may need to circle two colours for some of the toys.



1

Jane

green

purple

black

2

Anna

black

white

blue

3

Andy

yellow

purple

blue

4

Billy

red

orange

black

5

Mimi

purple

red

pink




Practice 2

The children are at Mimi's home.

Listen to the conversation. Circle the correct picture.



1 Jane has ____ .

<p>A.</p>  <p>(red)</p>	<p>B.</p>  <p>(red)</p>	<p>C.</p>  <p>(yellow)</p>
---	---	--


robot / robots?
red / yellow?

2 Billy has ____ .

<p>A.</p>  <p>(green)</p>	<p>B.</p>  <p>(blue)</p>	<p>C.</p>  <p>(green)</p>
--	---	--




robot / gun?
green / blue?

3 Anna has ____ .

<p>A.</p>  <p>(orange and white)</p>	<p>B.</p>  <p>(orange and white)</p>	<p>C.</p>  <p>(purple and black)</p>
--	--	--

teddy bear / doll?
What colour?

4 Andy has ____ .

<p>A.</p>  <p>(yellow and black)</p>	<p>B.</p>  <p>(yellow)</p>	<p>C.</p>  <p>(yellow and black)</p>
--	--	--

car / train?
What colour?

